



# PARAMOUNT THEATRE 2022

UPDATED September 01, 2022

## TECHNICAL INFORMATION

### STAGE SPECIFICATIONS

Maple, tongue and groove floor, finished with Dark-Value penetrating floor oil buffed into application. Stage extension is comprised of two components:

Part A: "Orchestra Pit Lift" - Dimensions: 43' 10" wide by 9'0" on center

The Orchestra Pit Lift is hydraulic and is operated in the stage managers position. The hydraulic lift can be raised and lowered to the following heights to allow for use as an Orchestra Pit, a seating area or a stage thrust:

Orchestra Pit Level Height: 8-feet 4-inches below stage surface.

Orchestra Seating Level Height: 3-feet below stage surface.

Orchestra Stage Thrust Level Height: Even height with stage surface.

Part B: "Orchestra Pit Extension Platform" – Dimensions: 52' 0" wide by 5'0" on center.

The Orchestra Pit Lift Extension of the Orchestra Pit Lift is a manual lift platform and can be used to increase the overall depth from the edge of the stage out into the seating area for use as an extended Orchestra pit, seating area or extended stage thrust. All heights are the same as above.

PROSCENIUM OPENING:	43-feet 10-inches wide by 27-feet High.
STAGE DEPTH (PLASTER LINE TO BACK WALL):	43-feet 10-inches.
STAGE WIDTH (CENTERLINE TO STAGE RIGHT WALL):	47-feet.
STAGE WIDTH (CENTERLINE TO STAGE LEFT WALL):	39-feet.
SMOKE POCKET TO STAGE APRON:	2-feet 3-inches.
DECK TO WALKING SURFACE OF GRID:	64-feet.
DISTANCE FROM PROSCENIUM TO BALCONY RAIL:	50-feet.
DISTANCE FROM PROSCENIUM TO FIRST COVE:	75-feet.
DISTANCE FROM PROSCENIUM TO FOH MIX:	81-feet.
DISTANCE FROM PROSCENIUM TO BOX BOOMS:	65-feet.

### FLY SYSTEM:

Line set schedule is attached

House Curtain can "Travel" operated from stage right or "Fly" operated from stage left operator's gallery.

Rigging system:

Type:	Double Purchase counterweight.
Galleries:	(1): Operators Gallery – 18-feet 6-inches off the deck stage left.
	(2): Load Gallery – 49-feet 4-inches off the deck stage left.
	(3): Upper Load Gallery – 60-feet 8-inches off the deck stage left.

Weights: 60,000 lbs. available.  
Line Sets: 65-total linesets at 6, 7 and 12-inch on center with 6-lift lines per set.  
Arbors: 5-inch counterweight on 14-foot arbors – Capacity of 1,300 pounds  
6-inch counterweight on 14-foot arbors – Capacity of 1,600 pounds  
House Pipes: All pipes are 56-foot

LINE SETS ARE NOT MOVABLE UP or DOWN STAGE FROM THEIR SET POSITIONS

Permanent installations:

Lambrequin: -2' – 5"  
Fire Curtain: 0' – 3"  
House Main Drapes: 1' – 10"  
Cinema Movie Screen Line set 10  
Orchestra Shells:

Line set 11, 12 & 13: 9' – 2", 9' – 8" & 10' – 2"  
Line set 32, 33 & 34: 20' – 3", 20' – 10" & 21' – 5"  
Line set 48 & 49: 31' – 0" & 31' – 6"

### SOFT GOODS:

Main Curtain

Four (4) Sets Black 20 OZ. IFR Velour Legs – 29'-high by 8'-wide hung with 50% fullness.  
Six (6) Black 20 OZ. IFR Velour Borders – 8'-high by 49'-wide sewn with 50% fullness hung flat.  
Three (3) Black 20 OZ. IFR Velour Full Blacks on Traveler Tracks – stage left operation with sandbag and pulleys – Two (2) Panels 29'-high by 26'-wide with 1-foot overlap  
One (1) Black Sharktooth Scrim – 29'-high by 49'-wide hung flat.  
One (1) White Sharktooth Scrim – 29'-high by 49'-wide hung flat.  
One (1) White Cyclorama – 29'-high by 56'-wide hung flat.

### FRONT OF HOUSE MIX:

There are two FOH Mix Locations, one (1) with House equipment for audio, video and lighting and one (1) specifically for touring equipment. Both are located on the main floor under the balcony at the back of the main floor seating.

The preferred method to run FOH Cables is to use the either the stage left and or stage right cable path access ports. FOH Cables run down under main floor seating and then back up to FOH Mix.

Distances:

81-feet from FOH Mix to proscenium.  
300-feet cable run length to FOH Mix from both stage right and stage left locations.  
250-feet cable runs are minimum if running FOH cables on main floor.

TOUR FOH MIX Dimensions:

Raised Platform  
14" High on Downstage edge / 8" on upstage edge (Main floor seating is racked)  
14' – 9" wide by 6'-6" (shortest depth) 8'-1" (longest depth).

### ELECTRICAL

Road Service Power

One (1) 100A 3-phase service, CAM - located at stage level, stage left – Isolated for AV  
One (1) 200A 3-phase service, CAM - located at stage level, stage left – Isolated for AV  
Two (2) 400A 3-phase service, CAM - located at stage level, stage right – Isolated for Lighting

- One (1) 400A 3-phase service, CAM - located on 4<sup>th</sup> floor gallery, stage right – Isolated for Lighting.
- One (1) 100A 3-phase service, CAM - located on 6<sup>th</sup> floor grid, stage right – Isolated for lighting

**LIGHTING**

Control Console(s):

ETC Ion 1500 w/ 2x10 and ETC Eos 12K - Each with (2) 19" Touchscreen Monitors.

Dimmers:

2.4 kw Total QTY 440

6 kw Total QTY 8

Fixtures: (All Locations TBD)

- ETC 400 Series Ellipsoidals with HPL 575/115X lamps, C-clamps, color frames and stage pin connectors.
 

Degree	-	Qty
5°	-	Ten (10)
10°	-	Ten (10)
14°	-	Twelve (12)
19°	-	Fifty (50)
25° to 50° Zoom	-	Twenty (20)
26°	-	Eighty (80)
36°	-	Twenty (20)
50°	-	Ten (10)
70°	-	Six (6)
90°	-	Two (2)
- Sixty (60) ETC 400 Series S4PAR-EA spotlights with complete lens kits and with HPL 575/115X lamps, C-clamps, color frames and stage pin connectors.
- Sixteen (16) ETC 400 Series 7" Fresnel spotlights with HPL 750/115X lamps, C-clamps, color frames and stage pin connectors.
- Twelve (12) ETC 400 BD 7.5" Four Leaf Barndoor
- Fourteen (14) Chroma-Q Color Force 72" RGBA Black LED Strip Lights with 5' power cable and Cyc lens.
- Three (3) MAC 700 Automated Fixtures with Mega-Couplers
- Eight-teen (18) Altman Triple Cyc Lights with FCM 1000w lamps, hanging arms, floor trunions, safety screens, C-clamps, color frames and 36" pigtails with stage pin connectors.
- Sixteen (16) Altman MR16 3-circuit 6-foot 4-inch Strip Lights with Q71 MR16/CFL 40° lamps, C-clamps, hanging arms, floor trunions, color frames, 36-inch pigtails with stage pin connectors.
- Eight (8) Altman Q-Lite Floods with FCM 1000w lamps, C-clamps, safety screen, and stage pin connector.
- Two (2) Strong Super Trouper Short Throw Spotlights with LTIX-2000W-HEH Lamps located in the projection booth.
- Two (2) Strong Canto 1200 Spotlights located on the loge house right and left.
- Eight (8) Clip Light Work Lights with 40w blue A-lamps

Fixture Accessories:

Fifty (50) Pattern holders for Ellipsoidals  
 Fifty (50) Donuts for Ellipsoidals  
 Twenty-Four (24) Top Hats for Ellipsoidals  
 Twenty-Four (24) Short Hats for Ellipsoidals  
 Four (4) Drop in Iris for Ellipsoidals  
 Twelve (12) Concentric Ring Baffles for Pars  
 Twelve (12) 6-inch 4-way Barndoors for Fresnel's  
 Thirty-Six (36) Single-T Sidearm  
 Ten (10) 50-pound Boom Bases threaded with 1-1/2" I.D. pipe  
 Ten (1) 16-foot long 1-1/2" I.D. Pipe, threaded both ends painted flat black  
 Eight (8) 10-inch Weighted Bases

**Cables:**

Extension Cables:

12/3 SO Jumpers with stage pin connectors:

Twenty-Four (24) 12/3 SO Jumpers	5-foot
Twenty-Four (24) 12/3 SO Jumpers	10-foot
Twelve (12) 12/3 SO Jumpers	25-foot
Twelve (12) 12/3 SO Jumpers	50-foot
Four (4) 12/3 SO Jumpers	100-foot

Two-fers

Twenty-four (24) 36-inch long Two-fers with stage pin connectors

Multi-Pin Cables:

Eight (8)	25-foot
Sixteen (16)	50-foot
Sixteen (16)	75-foot
Sixteen (16)	100-foot

Multi-Pin Breakout:

Eight (8) - Multi-Pin Male Breakout Cables with "even" 6-foot long pigtails and stage pin connectors.  
 Forty-Eight (48) – Female Breakout cables with "staggered" pigtails - two (2) at 3-foot, two (2) at 6-foot and two (2) at 9-foot long with stage pin connectors.  
 Eight (8) - Female Breakout cables with "staggered" pigtails - two (2) at 3-foot, two (2) at 6-foot and two (2) at 9-foot long with NEMA 5-20R connectors.

DMX Cable:

Four (4)	10-foot DMX Cables
Four (4)	25-foot DMX Cables
Four (4)	50-foot DMX Cables

**Electrics Gallery:**

Location: 4<sup>th</sup> floor, stage right. All over stage .

**AUDIO**

Electro Voice Sound System Installed

Console:

DiGiCo SD8-24 48/8 Live Digital Mixing Console. Located in the FOH Mix – main floor.

Midas Siena 320

Recording Playback:

TASCAM CD-355 - CD Player

TASCAM CD-RW901SL – CR Recorder  
SM Pro Audio DiDock - iPod Dock

**Speakers:**

Center Cluster: ElectroVoice Xi-2123A/106F X-Array X-Series Speaker System  
Under Balcony Fill: ElectroVoice Xi-1082 X-Array Xi-Series Speaker System  
Balcony Fill: ElectroVoice Xi-1183A/64F X-Array X-Series Speaker Systems  
Mains - Left/Right Line Arrays: ElectroVoice Xlci907DVX  
Portable Front Fill: ElectroVoice Xi-1082 X-Array Xi-Series Speaker System  
Portable Left/Right Fill: ElectroVoice Xi-1122A/85F X-Array Xi-Series Speaker Systems  
Portable Subwoofers: ElectroVoice Xsub X-Array X-Series Speaker Systems

**Monitors:**

Four (4) Electro-Voice TX1122 Tour X Series Passive PA Speaker SINGLE Tour X Series Full Range Passive PA Speaker

**Microphones / Microphone Stands / Microphone Cables:**

One (1) Shure UR124D+/SM58 UHF Wireless Dual Combo with two (2) Lavalier Microphones.  
Five (5) Shure SM58A microphones  
Six (6) ElectroVoice RE510 microphones  
Six (6) ElectroVoice PL84 microphones  
Two (2) Whirlwind MKQ10 Black 10-Foot Canare Star Quad Microphone Cables  
Fifteen (15) Whirlwind MKQ25 Black 25-Foot Canare Star Quad Microphone Cables  
Fifteen (15) Whirlwind MKQ50 Black 50-Foot Canare Star Quad Microphone Cables  
Fifteen (15) AKG KM210/9 Heavy Duty Tripod (Black) Boom Microphone Stand  
Ten (10) K&M 260/1 One-Hand Adjustable Microphone Stand (Black)

**Hearing Assistance:**

LISTEN LT-800-072 Transmitter with Mic or Line level inputs RCA, ¼-inch and XLR connectors.  
Fifty (50) LISTEN LR-300-072 Portable Digital FM Receivers (72 MHz)

**Intercom:**

Clearcom SB704 4 Channel Switchboard Main Station  
Three (3) Clear-Com RM704 Remote Intercom Stations, 4 Channel | Full Compass  
Two (2) Clearcom Belt Packs with Double Muff standard Headsets  
Eight (8) Clearcom Belt Packs with Single Muff standard headsets  
Two (2) Clearcom Belt Packs with a single-ear, 300-Ohm ultra-lightweight (1.3 oz) Headsets  
Two (2) Clearcom Handsets  
Four (4) Wireless Clearcom Handsets and belt packs and bases.

**Program Page System:**

Backstage selectable paging system allowing for paging communications to all dressing rooms, Greenroom, Lobby's, Reception rooms and Lower Lounge.

## **VIDEO**

**Video Systems:**

One (1) Panasonic AW-HE50S Video Camera mounted on the balcony rail  
One (1) Panasonic AW-HE50S Video Camera mounted on the Orchestra Pit wall for the Conductor position.  
One (1) Panasonic AV-HS300 Production Video Switcher

**Video Projection**

Two (2) Christie Digital HD10K-M Video Projectors with either Christie Digital 118-100114-01 Video Projection 2.6.4.1 HD Lens or Christi Digital 118-100110-01 Video Projector 0.67:1 HD Fixed Lens installed.

One (1) 25'high by 45' wide Severstson Matte White Cinema Screen with On-0Axis Gain of 1.0  
One (1) Portable Christie Digital LW400 Projector  
One (1) 12'high by 22'wide Stewart Film Screen (Front Projection)

### **PORTABLE STAGING RISERS**

- Type: Stage Right Z-800HD
- Size: 36'w x 24'd fully set
  - Twenty-seven (27) 4' x 8' deck panels
  - Eight-teen (18) support sections
- Eight-teen (18) support sections
- Surface: Carpet or techstage
- Height: 15" to 24"
- Stair Units: (3) Portable stair units
- Skirting: Black skirting to cover all sides.

### **RIGGING**

- Over stage
  - Floor to grid is 64'
  - Loading 1,200 lbs. per point < 25,000 lbs. total grid (allowing for snow load and lower chord loading only).
  - Pipe points on grid.
- FOH:
  - Winch Points are the preferred method for rigging all FOH audio and lighting truss Points (Click on PDF link for full rigging information)
  - Tour Supplied Audio Line Arrays Hanging Points
    - Downstage of the proscenium opening two (2) winch points, one (1) stage left and one (1) stage right for single point hangs - Maximum point weight for each point is 1,460 pounds.
    - House line array must be removed prior to day of show and then restored after show at client / promoter expense.
  - FOH Lighting Truss points
    - 5' - 7.5" Downstage of the proscenium opening - Upstage Winch Points. Five (5) winch points (all must be used) with a maximum lift of 3,000 pounds. - Minimum/Maximum truss length of 32'
    - 10' - 9" Downstage of the proscenium opening - Downstage Winch Points Five (5) winch points (all must be used) with a maximum lift of 3,000 pounds - Minimum truss length is 32' Maximum truss length of 40'
- \*\*\*Combined upstage and downstage winch points cannot exceed 3,000 pounds total weight if both are used\*\*\*
- FOH Rigging points for Chain hoists
  - Five (5) ceiling passageways for chain hooks with baskets to be pulled up through ceiling to rigging beam.
  - 600 pounds per point with a maximum of 3,000 pounds.
  - Minimum 3-point hang

- Maximum truss length of 40'
- At least two (2) High riggers one (1) Ground required for all rigs.
- Grid is easily accessible - cherry picker not necessary
- Building does not supply wire rope or shackles.
- Qualified and experienced riggers available.

Twelve (12) 1-Ton CM Lodestar Model L Chain Hoists

Four (4) ¼ - Ton CM Lodestar Model B Chain Hoists

One (1) 1-Ton CM Series 633 Trolley

Eight (8) Chain Hoist Grid Stands

Four (4) 1-Ton Beam Clamps

Four (4) 2-Ton Beam Clamps

Two (2) 3-Ton Beam Clamps

Ten (10) sticks of 12"x12"x10' Box Truss

## TELEPHONE

Telephone services are available in various locations throughout the theatre. Contact the Event Manager for details on locations and ordering at least three (3) weeks prior to event date.

## INTERNET SERVICE

Wireless and hard-wired internet services are located throughout the theatre. Contact the Event Manager for details on locations and ordering at least three (3) weeks prior to event date.

## I.A.T.S.E. (Union Stagehands)

The Paramount Theatre is contracted directly through the International Alliance of Theatrical Stage Employees, Moving Picture Technicians, Artists and Allied Crafts of the United State, Its Territories and Canada (I.A.T.S.E.) and Local 191.

The I.A.T.S.E. and local 191 are the contracted suppliers of stage labor for the Paramount Theatre for calls requiring over eight hands. The paramount Theatre house technical crew fills calls of eight or less stagehands. Both are paid at the same rates and minimums.

The Paramount Theatre reserves the right to set all staffing requirements for events. The Paramount Theatre will work closely with the Lessee to make sure both the facility and lessee's needs are met. The Paramount Theatre will be the sole provider of all stagehands.

- Minimums (All Job Classifications)
  - Standard Work Call 2-Hours
  - Load-In 2-Hours
  - Standard Show Call 4-Hours
  - Multiple Shows on the Same Day 3-Hours per performance
  - Rehearsal 4-Hours
  - Multiple Rehearsals on the Same Day 3-hours per rehearsal
  - Rehearsal and Show on the Same Day 3-Hours each
  - Load-Out 2-Hours
  - Loaders 4-Hours any call

- High Riggers 4-Hours any call
- Ground Riggers 4-Hours any call
- Minimums Yellow Card (All Job Classifications)
  - Load-In 4-Hours
  - \*Standard Show Call 4-Hours
  - \*Multiple Shows on the Same Day 3-Hours per performance
  - \*Rehearsal 4-Hours
  - \*Multiple Rehearsals on the Same Day 3-hours per rehearsal
  - \*Rehearsal and Show on the Same Day 3-Hours each
  - Load-Out 4-Hours
  - \* Exceptions:
    - Stagehand Employees that are working the show call will receive a 3-hour minimum for the Load-Out.
- Overtime:
  - Overtime pay (1 & 1/2 times an employee's regular straight time rate) shall be paid for:
    - All work performed in excess of ten (10) hours in a calendar day or continuously.
    - All work performed after 12:00 A.M. and before 8:00 A.M.
    - All work performed on holidays (contact the Event Manager for specifics)
- Lessee is required to provide one of the following after 5 continuous hours of work:
  - 1/2 hour break if a meal is provided on site.
  - One-hour break if no meal is provided.
  - Overtime pay in 1/2 hour increments until a meal break is given. (Meal penalty is double time if occurred between the hours of 12:00 A.M. and 8:00 A.M.).
- Day of Show Schedules – Meal Breaks
  - When determining the Day of Show Schedule please consider Meal breaks required by IATSE stagehands.
  - Stagehands may work up to 5-hours and then must be either broke for a 1-hour meal break or break for 30-minutes and have a meal provided to them. All Stagehands work on the Half-Hour with a 4-minute grace period. At 5-minutes past the half-hour mark they are paid to the next half-hour.
  - Standard DOS Schedule:
    - 8:00 a.m. - Load-In
    - 10:00 a.m. - Crew Break
    - 10:10 a.m. - Load-In Continued
    - 12:00 p.m. - Loaders and Riggers Cut
    - 12:00 p.m. - Lunch Break (Stage Dark)
    - 1:00 p.m. - Load-In Continued (Dept. Heads Plus All Day Hands)
    - 4:30 p.m. - Dinner Break (Stage Dark)
    - 5:30 p.m. - Show Call Dept. Heads (30-minutes prior to Doors)
    - 6:00 p.m. - Doors
    - 6:30 p.m. - Spot Ops and Deck Hand Show Call
    - 7:00 p.m. - Start of Show
    - 10:00 p.m. - Load-Out Call Back (30-minutes prior to end of show)
    - 10:30 p.m. - End of Show
    - 10:30 p.m. - Show call stagehands 10-minute after show break
    - 10:30 p.m. - Load-Out Begins



- 12:30 a.m. - End of Load-Out
- Crew Calls:
  - All stagehand work calls should be sent to the Event Manager at least three weeks in advance of the scheduled event date.

# PARAMOUNT

THEATRE

**2012**

TOTAL SEATING :

**1,699 (32 are HACAP)**

TOTAL SEATING (NOT INCLUDING PIT OR ORCH PIT COVER):

**\*1,628 (28 are HACAP)**

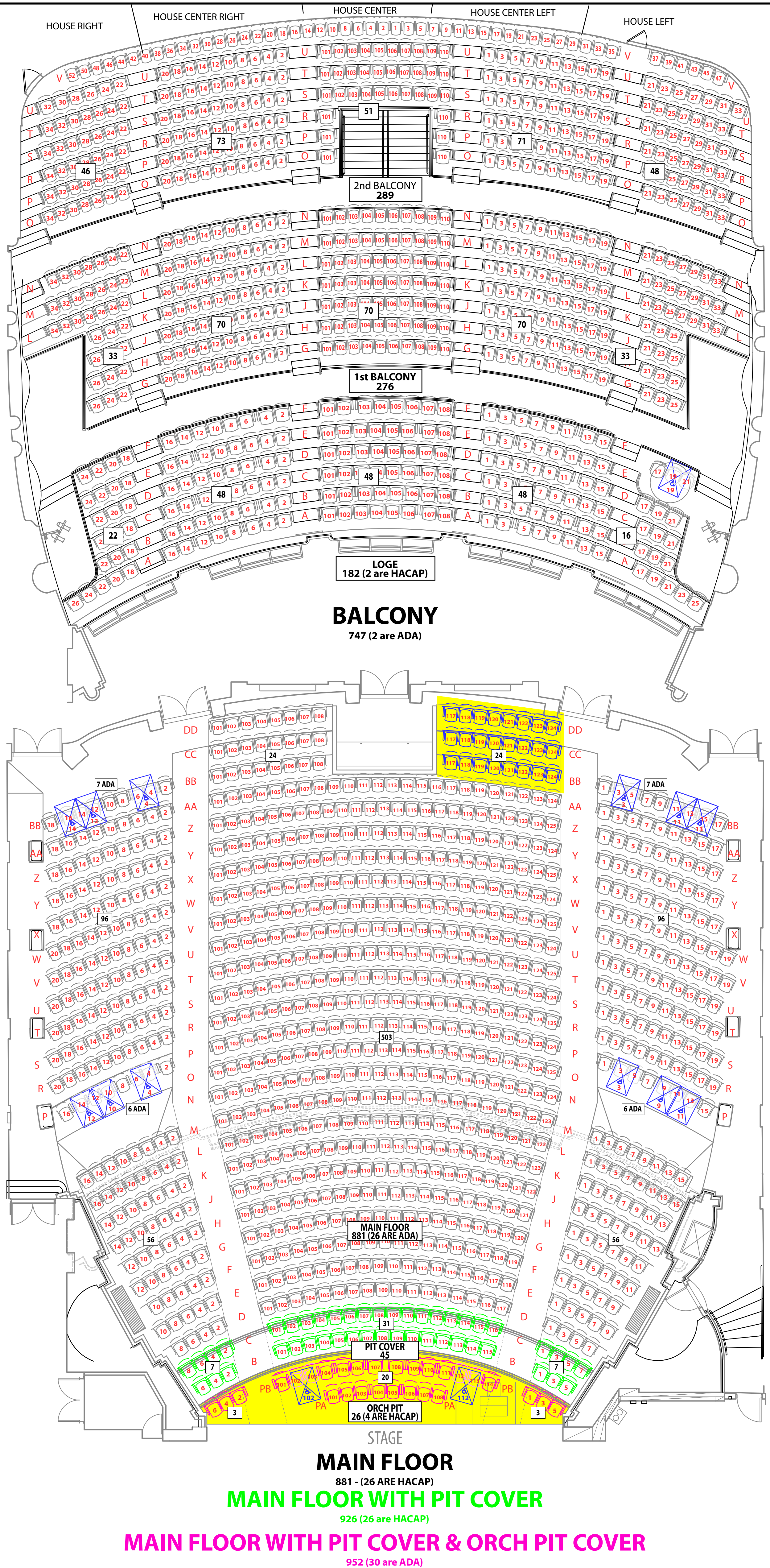
TOTAL SEATING WITH PIT COVER:

**\*1,673 (28 are HACAP)**

TOTAL SEATING WITH PIT & ORCH PIT COVER:

**\*1,699 (32 are HACAP)**

**\*IF FRONT OF HOUSE MIX POSITION NEEDS TO BE EXPANDED SUBTRACT UP TO 24 TOTAL SEATS:**



**MAIN FLOOR**  
881 - (26 ARE HACAP)  
**MAIN FLOOR WITH PIT COVER**  
926 (26 are HACAP)

**MAIN FLOOR WITH PIT COVER & ORCH PIT COVER**  
952 (30 are ADA)

# PARAMOUNT THEATRE – LINESET SCHEDULE

CEDAR RAPIDS, IA			CURRENT AS OF: Friday, September 01, 2022			
LINE SET #	Distance From US Edge of Fire Pocket	DESCRIPTION	PERMANENT	BATTEN LENGTH	BATTEN CAPACITY	Notes
A	X	LAMBREQUIN	YES	N/A	N/A	DEAD HUNG
FC	X	FIRE CURTAIN	YES	N/A	N/A	
2	X	MAIN CURTAIN	YES	56' - 0"	N/A	MAIN TRAVELER(RED)
3	8"		NO	56' - 0"	1,600 #	
4	2' - 2"	BORDER #1	NO	56' - 0"	1,600 #	
5	2' - 8"	TRAVELER #1	YES	56' - 0"	1,600 #	
6	3' - 6"		NO	56' - 0"	1,600 #	
7	4' - 0"	1ST ELECTRIC	NO	56' - 0"	1,600 #	
8	4' - 8"		NO	56' - 0"	1,600 #	
9	5' - 1"	LED STRIP LIGHTS	NO	56' - 0"	1,600 #	
10	5' - 11"	CINIMA MOVIE SCREEN	NO	56' - 0"	1,300 #	
11	X	ORCHESTRA SHELL CEILING #1	YES	N/A	N/A	DS EDGE
12	7' - 10"					CENTER
13	X					US EDGE
14	9' - 1"		NO	56' - 0"	1,300 #	CAN'T GRID ALL THE WAY OUT
15	9' - 7"	BORDER #2	NO	56' - 0"	1,300 #	
16	9' - 10"	LEG #2	NO	56' - 0"	1,300 #	
17	10' - 7"		NO	56' - 0"	1,300 #	
18	11' - 0"	2ND ELECTRIC	NO	56' - 0"	1,300 #	
19	11' - 6"		NO	56' - 0"	1,300 #	
20	12' - 0"	LED STRIP LIGHTS	NO	56' - 0"	1,300 #	
21	12' - 6"		NO	56' - 0"	1,300 #	
22	13' - 0"		NO	56' - 0"	1,300 #	
23	13' - 6"		NO	56' - 0"	1,300 #	
24	14' - 0"		NO	56' - 0"	1,600 #	
25	14' - 6"		NO	56' - 0"	1,600 #	
26	15' - 2"	BORDER #3	NO	56' - 0"	1,600 #	
27	15' - 8"	TRAVELER #2	YES	56' - 0"	1,600 #	
28	16' - 3"	LEG #2.5	NO	56' - 0"	1,600 #	
29	16' - 9"		NO	56' - 0"	1,600 #	
30	17' - 6"	3RD ELECTRIC	NO	56' - 0"	1,600 #	
31	18' - 1"	NON-USEABLE	NO	56' - 0"	1,600 #	5" FROM FACE OF ORCHESTRA SHELL
32	X	ORCHESTRA SHELL CEILING #2	Yes	N/A	N/A	DS EDGE
33	19' - 5"					CENTER
34	X					US EDGE
35	20' - 4"		NO	56' - 0"	1,600 #	
36	20' - 11"	LED STRIP LIGHTS	NO	56' - 0"	1,600 #	LOW TRIM 8' ABOVE STAGE FLOOR
37	21' - 6"		NO	56' - 0"	1,600 #	
38	22' - 0"	MIDSTAGE FULL BLACK	NO	56' - 0"	1,600 #	
39	22' - 8"		NO	56' - 0"	1,600 #	
40	23' - 3"		NO	56' - 0"	1,600 #	DOUBLE HUNG PIPE
41	23' - 10"	BORDER #4	NO	56' - 0"	1,600 #	
42	24' - 7"		NO	56' - 0"	1,600 #	
43	25' - 0"	PROJECTION SCREEN	NO	56' - 0"	1,600 #	
44	25' - 8"	LEG #3	NO	56' - 0"	1,600 #	
45	26' - 3"	4TH ELECTRIC	NO	56' - 0"	1,600 #	
46	29' - 3"		NO	56' - 0"	1,600 #	
47	X	ORCHESTRA SHELL CEILING #3	YES	N/A	N/A	DS EDGE
48	30' - 4"					CENTER
49	X					US EDGE
50	33' - 1"	BORDER #5	NO	56' - 0"	1,600 #	
51	33' - 7"	LEG #4	NO	56' - 0"	1,600 #	
52	34' - 0"		NO	56' - 0"	1,600 #	
53	34' - 7"		NO	56' - 0"	1,600 #	
54	35' - 2"	5TH ELECTRIC FRESNELS	NO	56' - 0"	1,600 #	
55	35' - 7"		NO	56' - 0"	1,600 #	
56	36' - 1"	BORDER #6	NO	56' - 0"	1,600 #	
57	36' - 8"	TRAVELER #3	YES	56' - 0"	1,600 #	
58	37' - 1"		NO	56' - 0"	1,600 #	
59	37' - 7"	6TH ELECTRIC STRIPS	NO	56' - 0"	1,600 #	
60	38' - 1"		NO	56' - 0"	1,600 #	
61	38' - 7"		NO	56' - 0"	1,600 #	
62	39' - 2"	CYCLORAMA	NO	56' - 0"	1,600 #	



# Paramount Theatre

CEDAR RAPIDS, IOWA

## "Rigging"

09-01-2022



### GRID PIPE POINT RIGGING POINTS

- \* FLOOR TO GRID IS 64'
- \*\* 1,200 LBS. PER POINT <25,00 LBS. TOTAL GRID
- \*\*\* PIPE POINTS ON GRID

### TRUSS LENGTH

50'-0" + or - BASED ON SHOW NEEDS - NOT TO EXCEED 62'

60'-0.00"

MAX TRUSS LENGTH OF 55- FEET  
27'-6"

FROM PLASTER LINE US 7'-10"

2'-9.00" 00

CENTER HUNG SPEAKER POINTS

LINE ARRAY  
WINCH POINT  
1,460 POUNDS MAX

STAGE FRONT AUDIO WINCH POINT  
5'-2.50"

UPSTAGE WINCH POINTS  
5'-7.50"

US WINCH POINTS MAX/MINIMUM TRUSS LENGTH 32'

UPSTAGE FORESTAGE REFLECTOR WINCH POINTS 3,000 POUNDS MAX LIFT

FORESTAGE REFLECTOR WINCH POINTS

DOWNSTAGE FORESTAGE REFLECTOR WINCH POINTS 3,000 POUNDS MAX LIFT

DS WINCH POINTS MAX TRUSS LENGTH 40' / MINIMUM TRUSS LENGTH 32'

\*COMBINED UPSTAGE & DOWNSTAGE FORESTAGE REFLECTOR WINCH POINTS  
CAN NOT EXCEED 3,000 POUNDS TOTAL COMBINED WEIGHT  
\*\*US OR DS WINCH POINTS - ALL PICKUP POINTS MUST BE USED

CABLE PICKS HS RIGHT TO TORMENT BARS

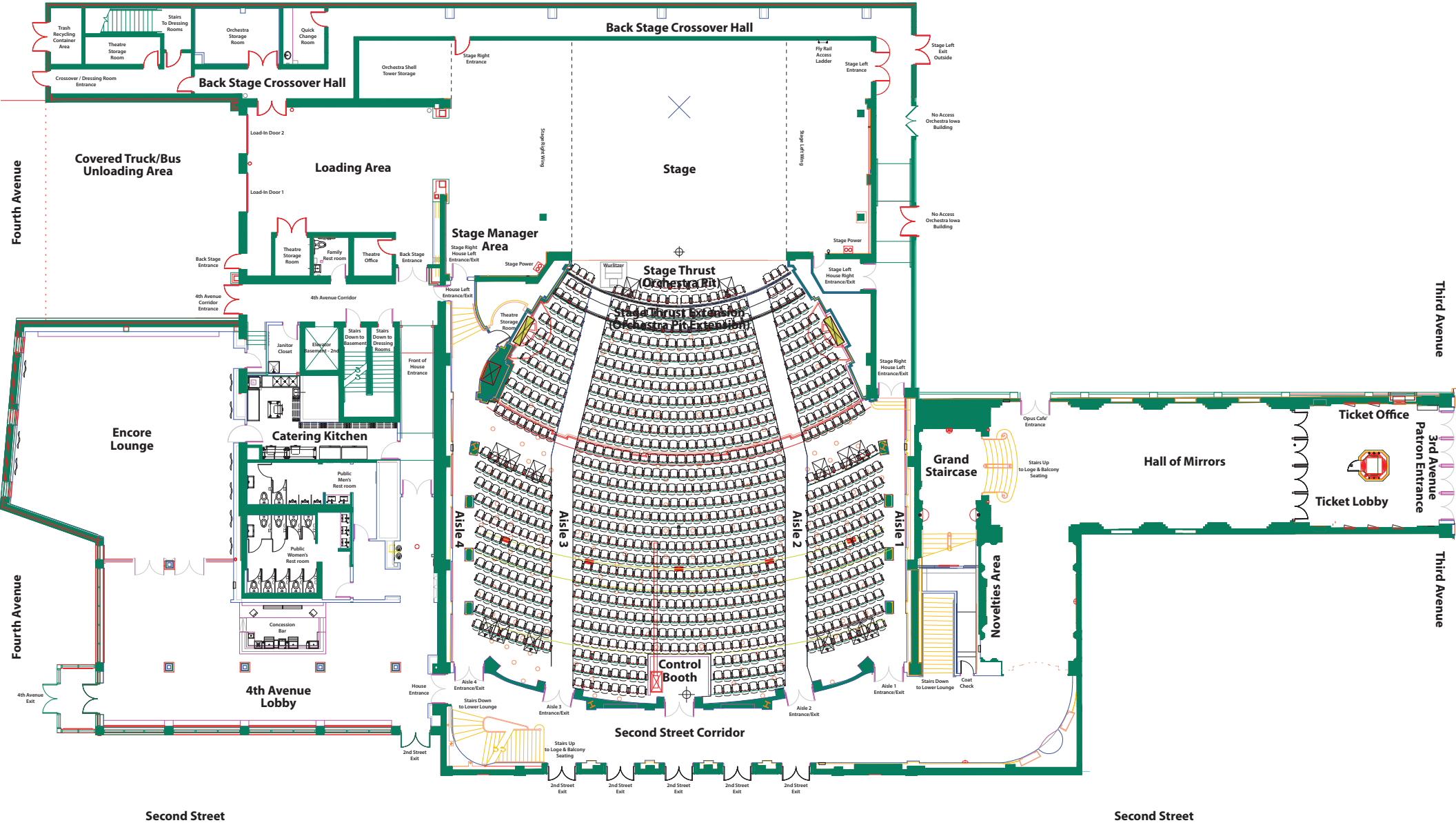
FOH RIGGING POINTS

19'-3"

FOH RIGGING POINTS FOR CHAIN HOISTS

600 LBS. PER POINT - MAXIMUM OF 3,000 LBS  
MINIMUM 3-POINT HANG WITH 18' OF TRUSS  
MAXIMUM TRUSS LENGTH 40'

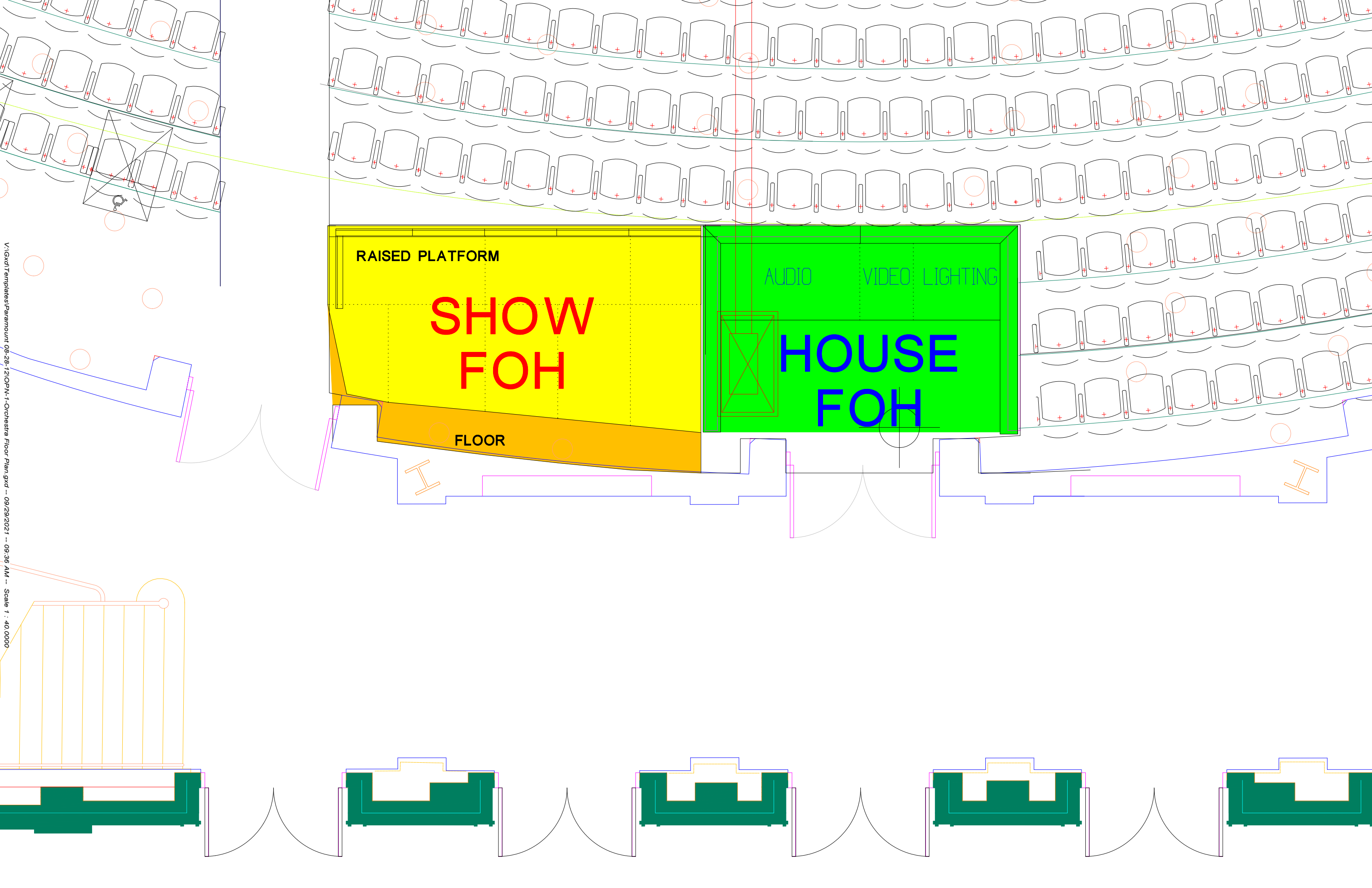
- #62
- #61
- #60
- #59
- #58
- #57
- #56
- #55
- #54
- #53
- #52
- #51
- #50
- #48
- #47
- #46
- #45
- #44
- #43
- #42
- #41
- #40
- #39
- #38
- #37
- #36
- #35
- #32
- #31
- #30
- #29
- #28
- #27
- #26
- #25
- #24
- #23
- #22
- #21
- #20
- #19
- #18
- #17
- #16
- #15
- #14
- #11
- #10
- #09
- #08
- #07
- #06
- #05
- #04
- #03
- #02
- 0' 0"



Second Street

Second Street

V:\Gxd\Templates\Paramount 08-28-12\OPN-1-Orchestra Floor Plan.gxd -- 09/29/2021 -- 09:36 AM -- Scale 1 : 40,000



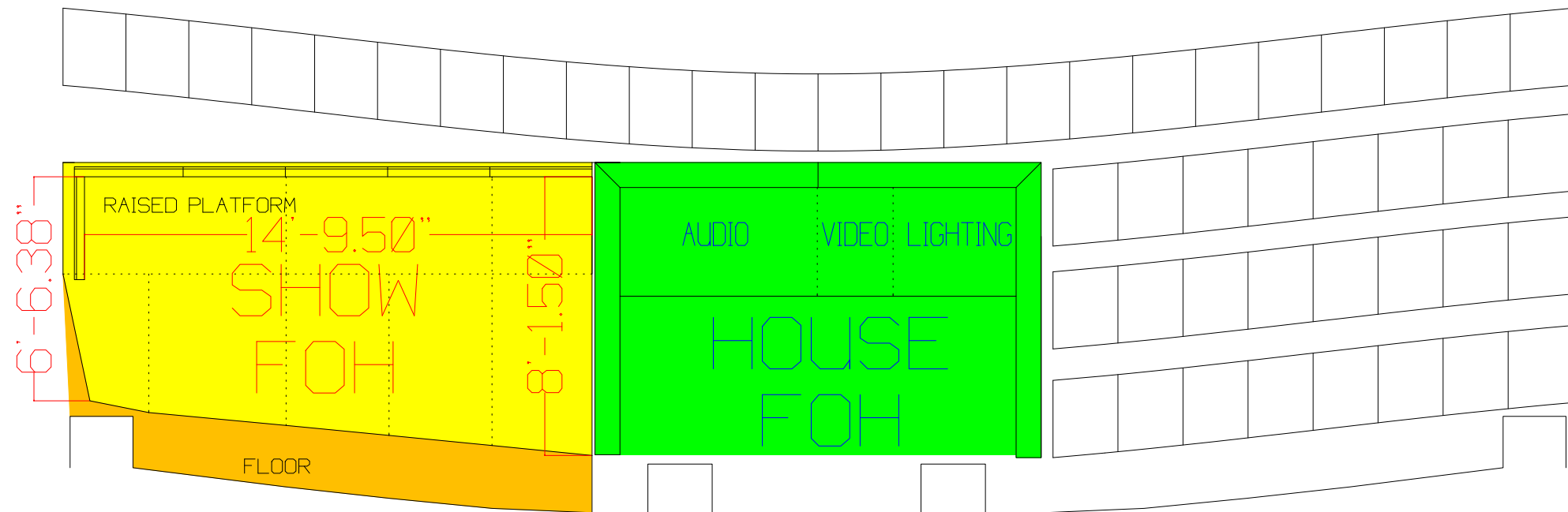
RAISED PLATFORM

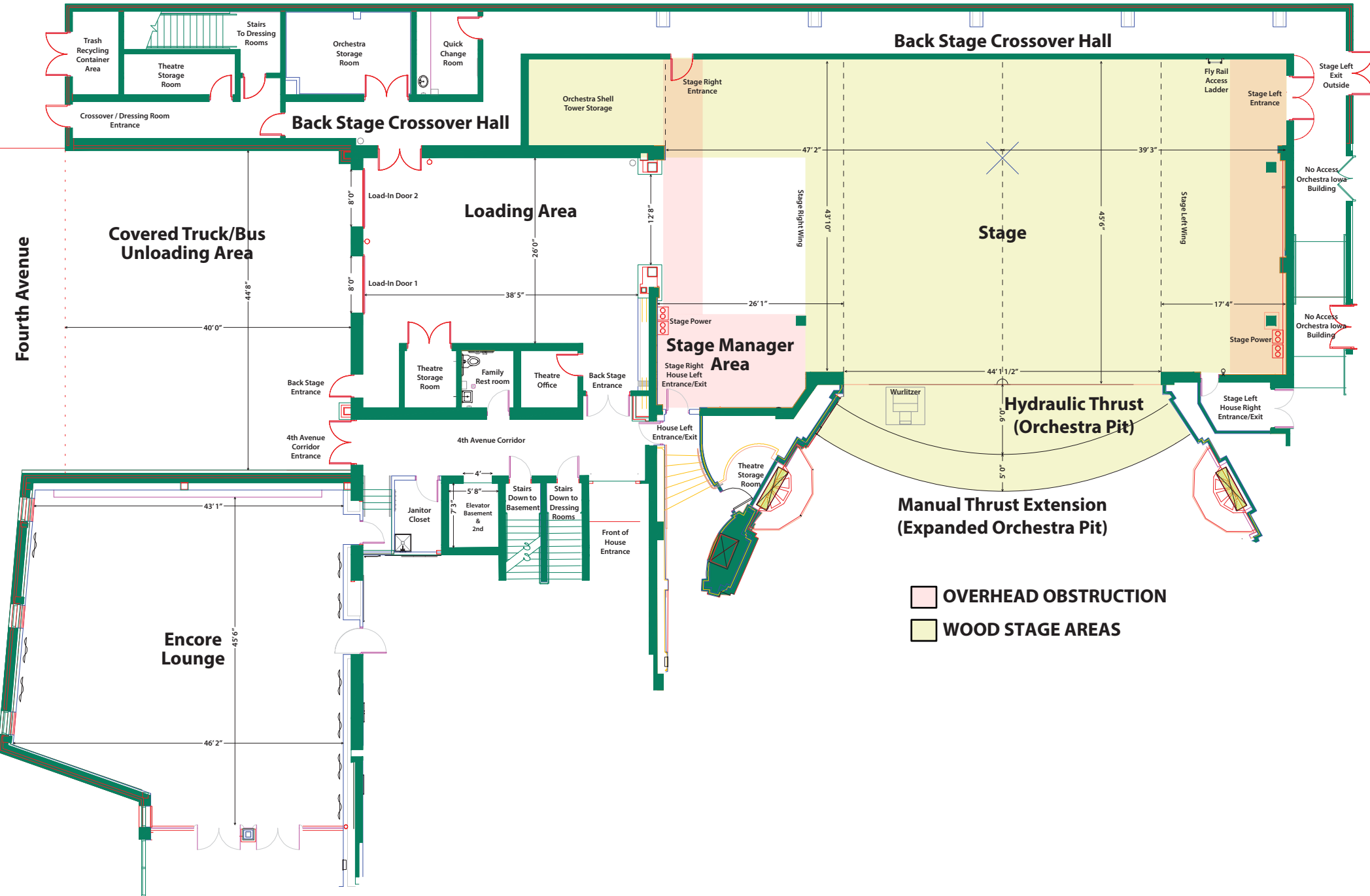
SHOW  
FOH

FLOOR

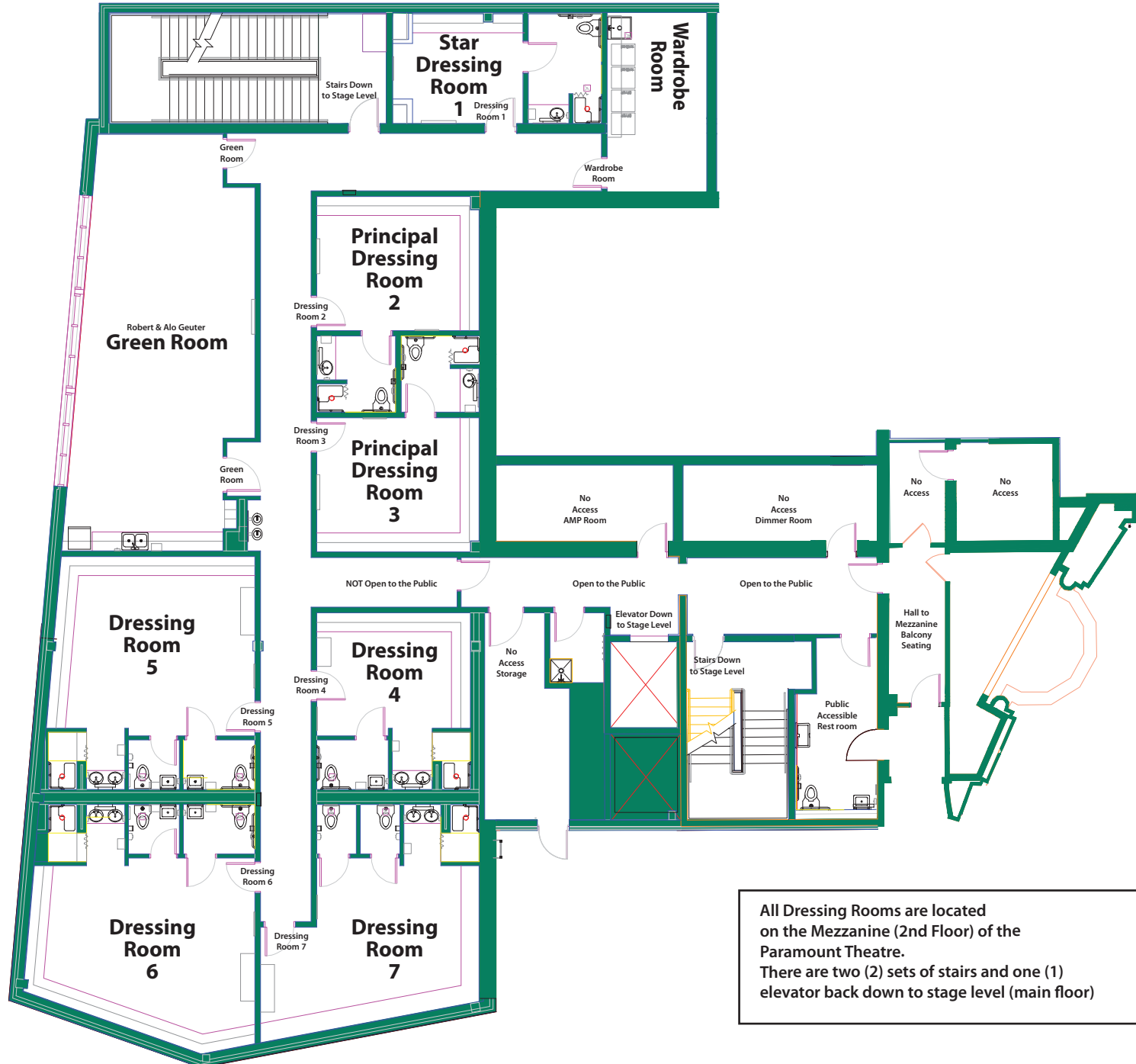
AUDIO VIDEO LIGHTING

HOUSE  
FOH

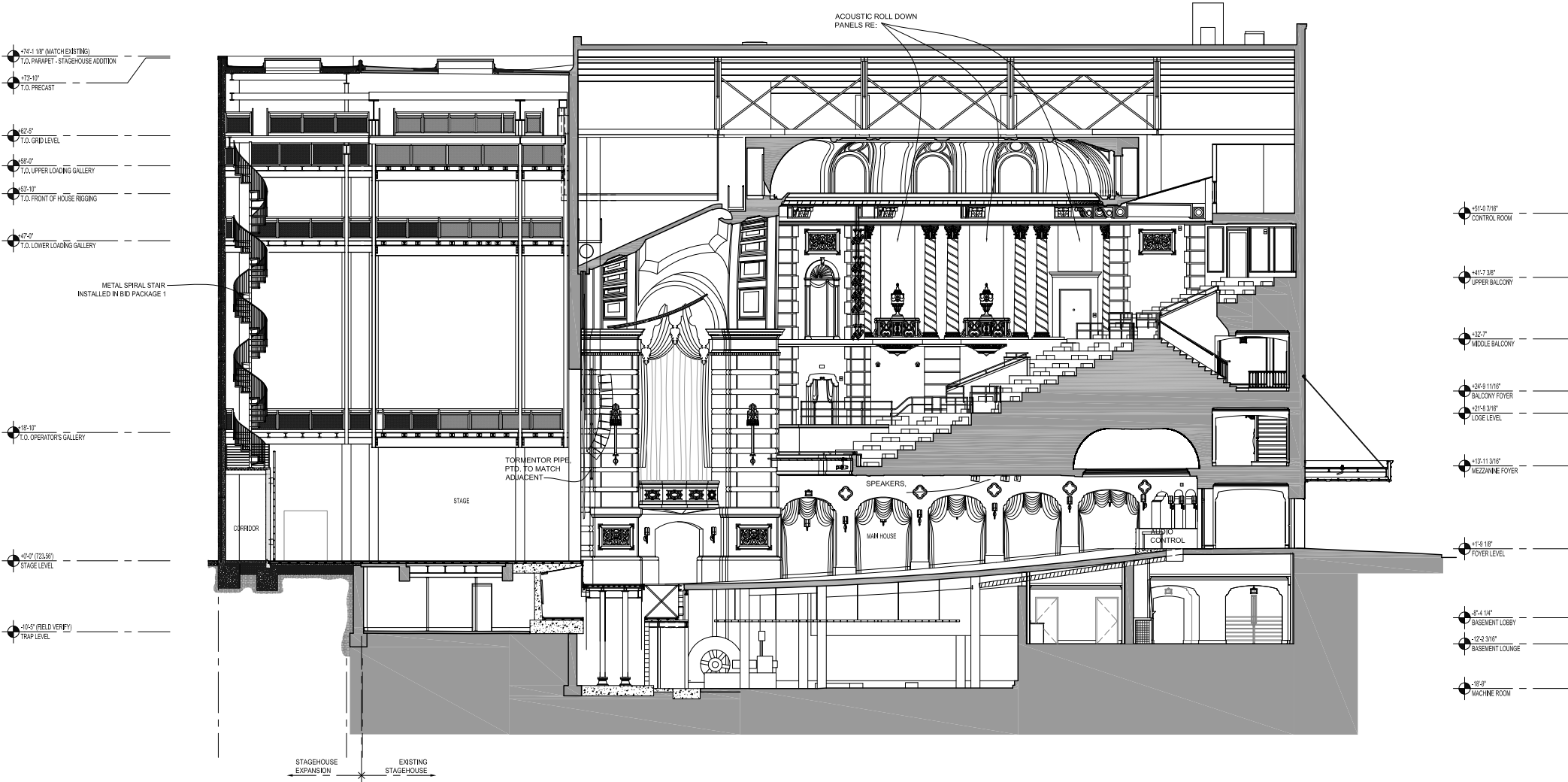









All Dressing Rooms are located on the Mezzanine (2nd Floor) of the Paramount Theatre.  
There are two (2) sets of stairs and one (1) elevator back down to stage level (main floor)

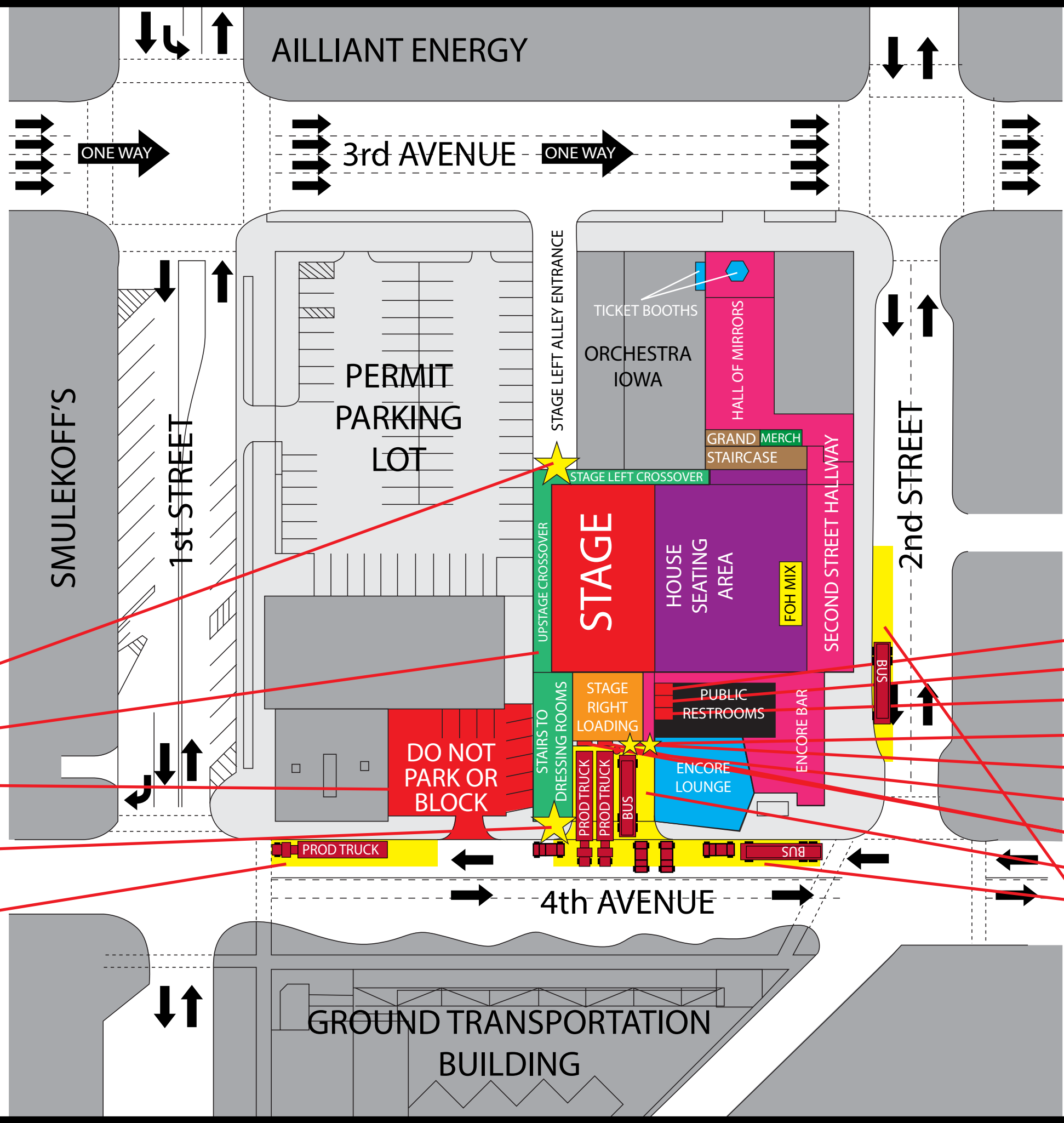




370 1st Avenue NE  
Cedar Rapids, Iowa

**Loading Dock**  
Approaching on I-380 Southbound:  
Take Exit 20B to First Avenue (HWY 151) and go (right) on First Avenue. Follow First Avenue to First Street turn, left on First Street, proceed to Third Avenue, and turn left on Third Avenue. The Paramount Theatre is located on the South Side (your right) of Third Avenue. Load-In door and Backstage door are located on the backside of the Theatre on Fourth Avenue at ground level. Go past the Theatre and turn right onto Second Street, then turn right onto Fourth Avenue. Load-In door and back stage door are located on the North side of Fourth Avenue (your right).

Approaching on I-380 Northbound:  
Take Exit 19A staying in the far right lane. Follow Third Street to Third Avenue, turn right on Third Avenue and follow Third Avenue across the bridge to the Paramount Theatre. The Paramount Theatre is located on the South Side (your right) of Third Avenue. Load-In door and Backstage door are located on the backside of the Theatre on Fourth Avenue at ground level. Go past the Theatre and turn right onto Second Street, then turn right onto Fourth Avenue. Load-In door and back stage door are located on the North side of Fourth Avenue (your right).



- UPSTAGE DOUBLE DOOR ENTRANCE
- UPSTAGE CROSS OVER
- DO NOT PARK OR BLOCK
- DRESSING ROOMS STAIR ENTRANCE
- STREET PARKING

- STAIRS TO LOWER LEVEL
- STAIRS TO DRESSING ROOMS
- ELEVATOR
- BACK STAGE ENTRANCE
- PERFORMER ENTRANCE
- SHORE POWER
- OVERHEAD LOADING DOOR
- COVERED LOADING AREA
- STREET PARKING